



**G.D. GOENKA**

INTERNATIONAL SCHOOL, ROHTAK



**JUNE 2024**

# SUMMER VACATION HOLIDAY HOMEWORK

2024-2025

CLASS:-KG

# ACTIVITIES



## SESSION 2024

# DEAR PARENTS

Vacation is the time for the children to explore their myriad interest and indulge in various activities which would lead to their all-round development.

Summer Vacation is the most awaited time for both parents and kids. We have tried to keep the homework simple, informative, interesting and fun filled.

Here are a few tips for parents to act as a facilitator to help your child balance his/her eagerness in pursuing adventure, creativity and self-expression with development of responsibility.

- Make sure that you are spending quality time with your wards.
- Teach them the importance of moral value in their life.
- Motivate them to read good books.
- Encourage and help your child in shouldering responsibilities in household chores. It will aid them to be independent.
- Keeping in view the prevailing situation, indulge yourself in various indoor games with them.
- Encourage the child to wish 'Good Morning' and 'Good Night' to everybody.
- Encourage the child to speak simple sentences in English
- Talk respectfully with the child and encourage your child to do the same.
- Motivate the child to use polite words such as 'Please', 'Thank You', 'Sorry', 'May I'.
- Revise the work done in the classes.

Please note: Use resources (rough notebook) only which are available at home to complete all homework including project work. Prepare a systematic time table and follow it religiously from the very first day. Allow them to complete homework on their own under your guidance. Make these holidays memorable for the young learners by providing a nurtured and stimulated environment at home which is full of fun, excitement, and learning. Wish you all safe and healthy holiday ahead!



# HOLIDAY



## Homework

**NOTE : IF YOU HAVE ANY QUERY RELATED TO ANY SUBJECT, YOU CAN CONTACT WITH CLASS TEACHER.**

**Class Teacher – Ms. Preeti - 8950745081**

Sr. No.	Subjects	Homework
1	ENGLISH	Revision of capital & small letters from book. Let's Recall Letter Sounds, Meet the vowels and consonants The 46 phonemes <b>Activity</b> - Catch the ice cube <b>Phonic sound</b> at, an, ap, en, et <b>Rhymes</b> -Two little hands and Ten little fingers. Note-All works do in book.
2	HINDI	स्वर, व्यंजन दोहराएं, दो अक्षर वाले शब्द, तीन अक्षर वाले शब्द लिखे व याद करें। कविता: चूहा झांक रहा है। नोट - किताब में काम कराए।
3	MATHS	Revision numbers 1 to 100, Numbers 101 to 150, write in Fair Notebook What comes after, before & between, write in Fair Notebook Short, shorter & shortest, Tall, taller & tallest, Long/short in book Trace the number names 1 to 20 and write in book
4	EVS	Activity - Fun the objects <b>Read and Learn:</b> Me & my friends, My five senses, My family, My night wear, My casual wear, My party wear. All work do in book and learn.



# HOLIDAY




## Homework

### ENGLISH

#### Worksheet:-1

Let's make some new words from Group I, II & III



## Worksheet:-2

### Picture Blending



p / n / e \_\_\_\_\_



t / c / a \_\_\_\_\_



e / n / h \_\_\_\_\_

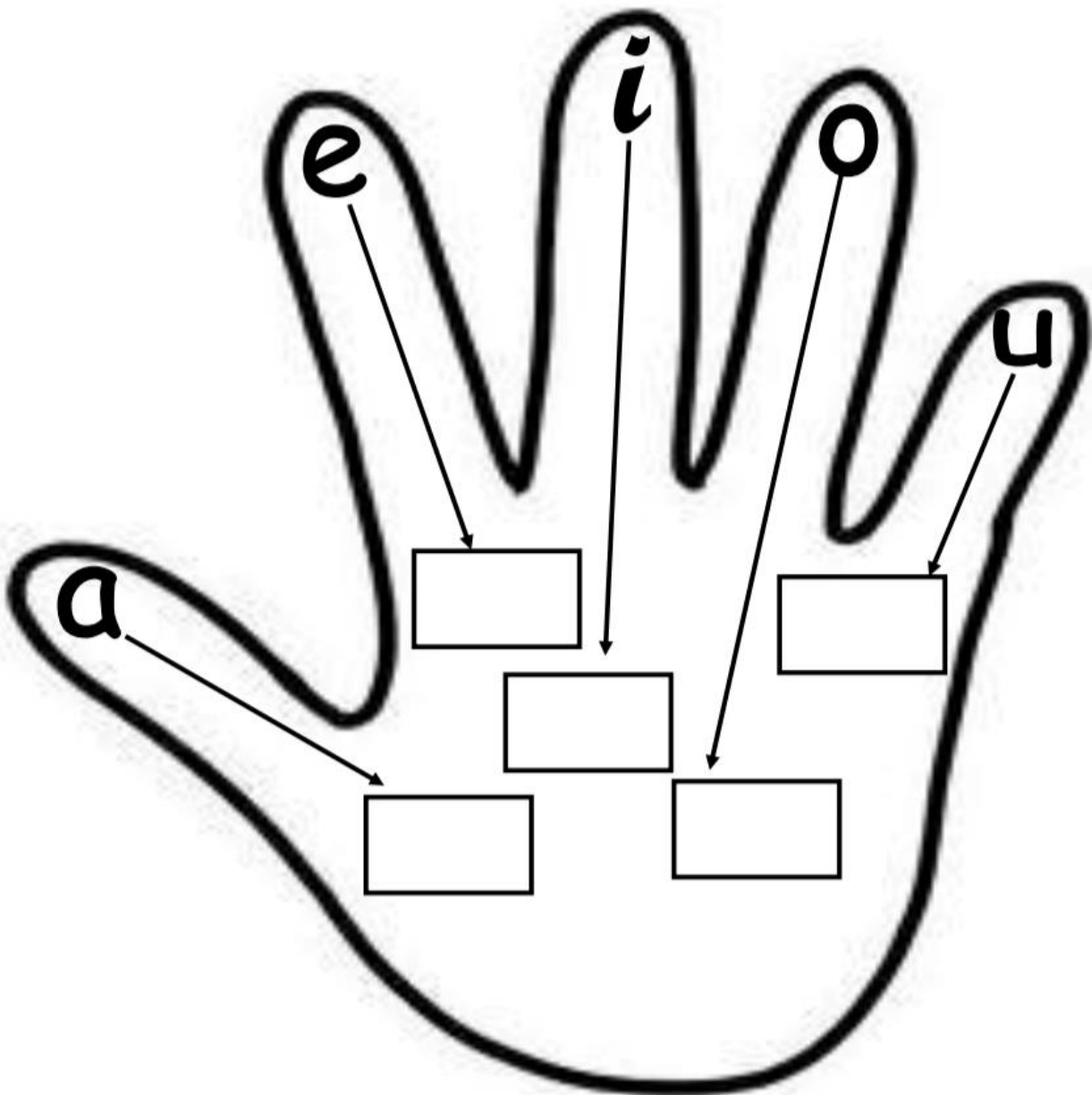


d / s / a \_\_\_\_\_

## Worksheet:-3

Choose the correct word and write in  
short vowel hand:-

fig , rod , dad ,  
gun , ten



## Worksheet:-4

Look at the given pictures and circle the middle vowel for each:-




a e i o u



a e i o u



a e i o u



a e i o u



a e i o u



a e i o u



a e i o u



a e i o u












a e i o u



## Worksheet:-5

Write the beginning sound of each word:-

		
a t	e n	o g
		
i p	o t	a t
		
a p	e t	u g

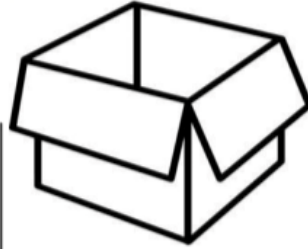
# Worksheet:-6

Fill the missing vowel sound :-



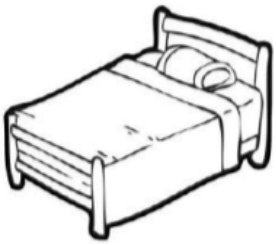
t

p



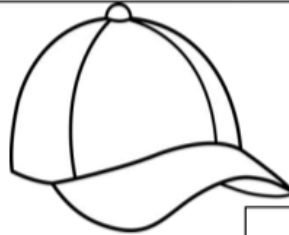
b

x




b

d



c

p



b

s



s

x



h

t



s

n



l

p



p

n

## Worksheet:-7

Fill in the ending sound in the words:-




ma



pa



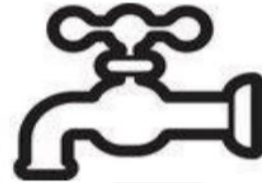
ju



lo



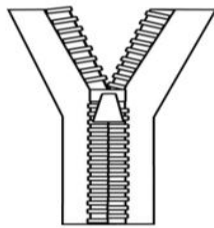
di



ta



peziti





# HOLIDAY



## Homework

**HINDI**



YOUR

नाम:-

दिनांक:-

Global Skills  
English Medium  
2020-21  
Preparatory

चित्र देखकर पहला अक्षर लिखे और रंग भरें



\_\_\_\_\_



\_\_\_\_\_



\_\_\_\_\_



\_\_\_\_\_



\_\_\_\_\_



\_\_\_\_\_



\_\_\_\_\_



\_\_\_\_\_




\_\_\_\_\_



\_\_\_\_\_

ky ks ky k k k m



Drag and drop the correct word.

सही शब्द का चयन करें।

कलम




नयन

महल


कमल

शहद

मगर



रेखा खीचकर अक्षर को उचित चित्र से मिलाए।



अ

आ

इ


ई

उ

ऊ

ऋ

ए



# तीन अक्षर वाले शब्दों का अभ्यास करें

व + ज + न = .....

ल + ह + र = .....

ख + ब + र = .....

ज + क + ङ = .....

स + म + र = .....

भ + र + त = .....

ज + त + न = .....

क + म + ल = .....

म + ट + र = .....



नाम (Name):

कक्षा (Class):

नीचे दिए गए 2 अक्षर के शब्दों को पढ़िए और चित्रों से मिलाइए।

Read the 2 letter words and match with pictures.



दस

नल

फल

रथ

जग

टब

घर

बस

पढ़











पग



10



## बिना मात्रा दो अक्षर शब्द

	फ + ल	<input type="text"/>
	व + न	<input type="text"/>
	न + ल	<input type="text"/>
	घ + र	<input type="text"/>
	ब + स	<input type="text"/>
	र + थ	<input type="text"/>
	ह + ल	<input type="text"/>
	ग + ज	<input type="text"/>
	ज + ग	<input type="text"/>
	ध + न	<input type="text"/>

धन जग गज हल रथ

बस घर नल वन फल



# HOLIDAY



## Homework




### MATHS

#### WORKSHEET :- 1

Fill the missing number & colour it.

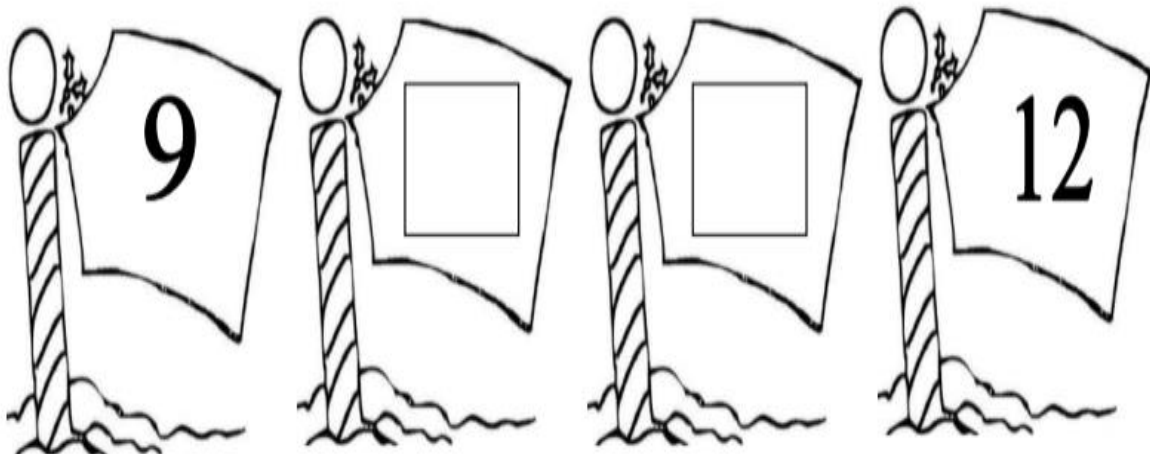
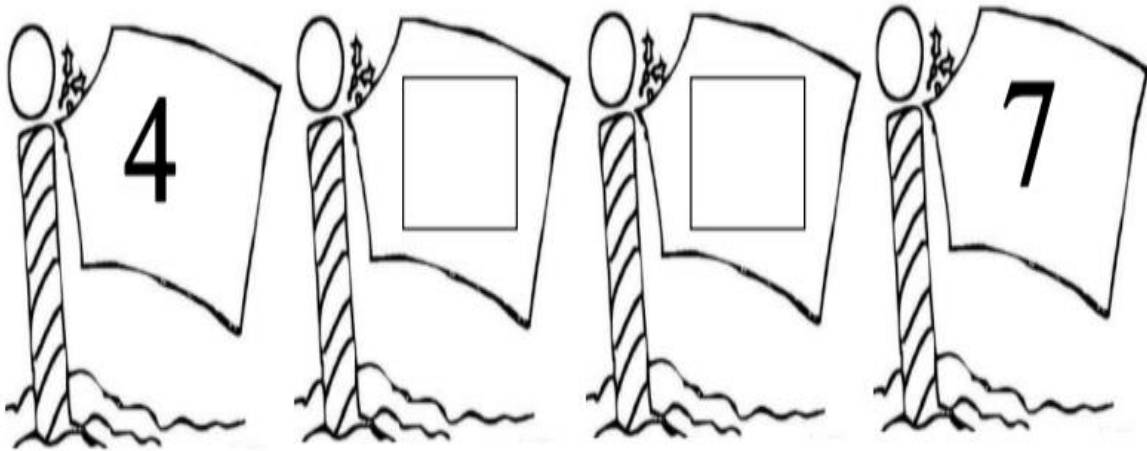
1		3		5			8
9		11		13			16
17		19		21			24
25		27		29			32
33		35		37			40
41		43		45			48
				49			
				50			

WORKSHEET :- 2  
What comes after



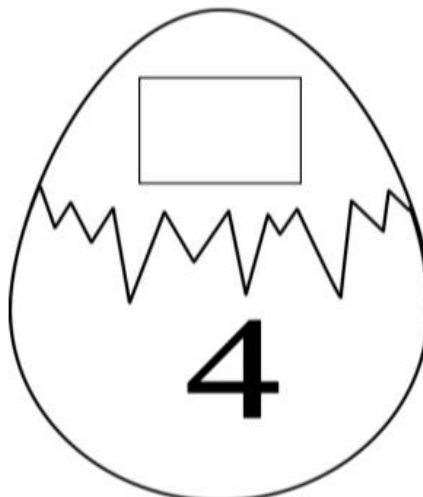


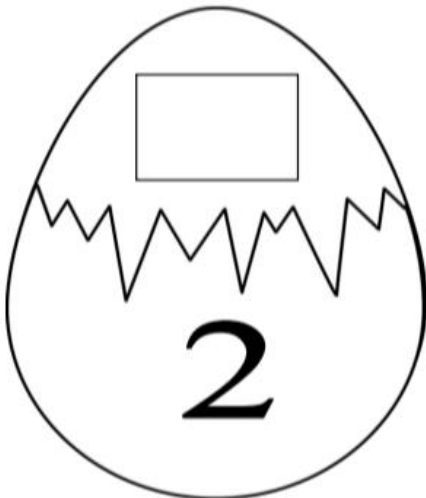
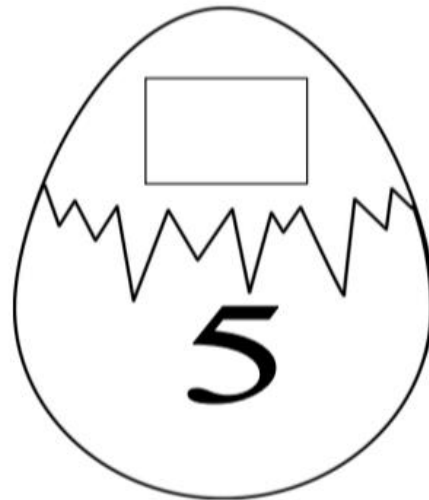

WORKSHEET :- 3

What comes between









WORKSHEET :- 4

What comes before






WORKSHEET :- 5




Do fill ups :-









## WORKSHEET :- 6




Count the pictures and write the correct sign (>, <, =) in each circle:-

		
---	---	--

		
--	--	---

		
---	---	--







		
---	---	--

		
---	---	--





WORKSHEET :- 7  
**Activity Time**




Count and write the numbers in the space given.



WORKSHEET :- 8

Count & Write




	<input type="text"/>		<input type="text"/>		<input type="text"/>		<input type="text"/>
---	----------------------	---	----------------------	---	----------------------	---	----------------------

WORKSHEET :- 9

# Activity Time

Join the dots and colour:-





# HOLIDAY



## Homework

### EVS/SCIENCE

#### WORKSHEET :- 1

**All About Me!**

My name is...  
\_\_\_\_\_

My favorite food is...  
\_\_\_\_\_

my family

My favorite thing is...  
\_\_\_\_\_

I am \_\_\_\_\_ years old.

Name:

Topic: My Body



Match the column:

Eat



eye

Feel



leg

Smell



tongue

Walk



ear

Write



teeth

See



nose

Taste



skin

Chew



hand

Run



mouth

Hear



foot

NAME: \_\_\_\_\_

## My Body

Write the words from the box that matches the correct action for each body part.

listen	touch	see	taste	smell
--------	-------	-----	-------	-------

We \_\_\_\_\_ with our



We \_\_\_\_\_ with our



We \_\_\_\_\_ with our



We \_\_\_\_\_ with our



We \_\_\_\_\_ with our



ENJOY

# SUMMER VACATION

**“Summer is messy, Summer is fun, Trips to the beach, In the hot, hot Sun, Let’s give summer, A big fat cheer! Summer is the best time of the year”. Happy Summer**

