



**G.D. GOENKA**

INTERNATIONAL SCHOOL, ROHTAK





**JUNE 2025**

# SUMMER VACATION HOLIDAY HOMEWORK

**2025-2026**

**CLASS: - PRE-NURSERY**

# ACTIVITIES



## SESSION: 2025-2026

# DEAR PARENTS

Vacation is the time for the children to explore their myriad interest and indulge in various activities which would lead to their all-round development.

Summer Vacation is the most awaited time for both parents and kids. We have tried to keep the homework simple, informative, interesting and fun filled.

Here are a few tips for parents to act as a facilitator to help your child balance his/her eagerness in pursuing adventure, creativity and self-expression with development of responsibility.

- Make sure that you are spending quality time with your wards.
- Teach them the importance of moral value in their life.
- Motivate them to read good books.
- Encourage and help your child in shouldering responsibilities in household chores. It will aid them to be independent.
- Keeping in view the prevailing situation, indulge yourself in various indoor games with them.
- Encourage the child to wish 'Good Morning' and 'Good Night' to everybody.
- Encourage the child to speak simple sentences in English
- Talk respectfully with the child and encourage your child to do the same.
- Motivate the child to use polite words such as 'Please', 'Thank You', 'Sorry', 'May I'.
- Revise the work done in the classes.

Please note: Use resources (rough notebook) only which are available at home to complete all homework including project work. Prepare a systematic time table and follow it religiously from the very first day. Allow them to complete homework on their own under your guidance. Make these holidays memorable for the young learners by providing a nurtured and stimulated environment at home which is full of fun, excitement, and learning. Wish you all safe and healthy holiday ahead!



# HOLIDAY

## Homework



**NOTE: IF YOU HAVE ANY QUERY RELATED TO ANY SUBJECT, YOU CAN CONTACT WITH CLASS TEACHER.**

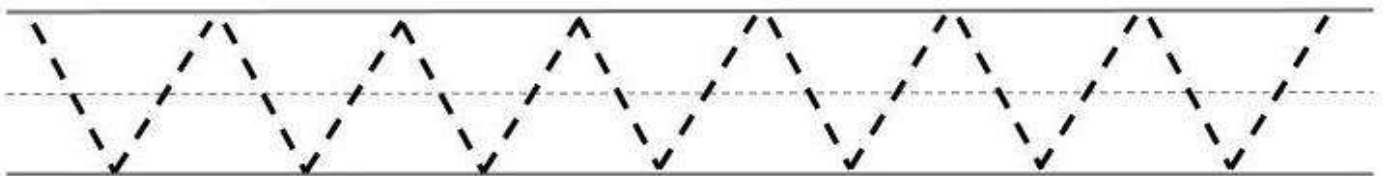
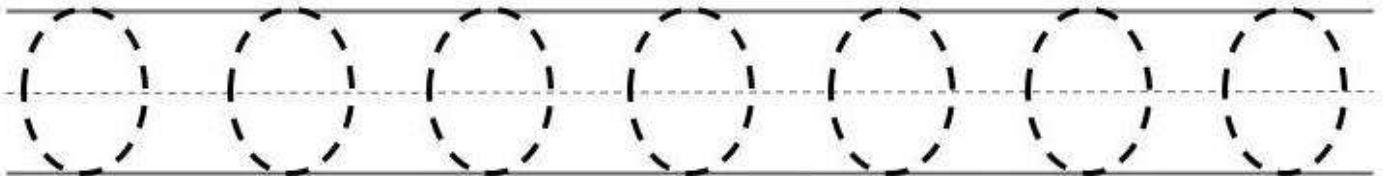
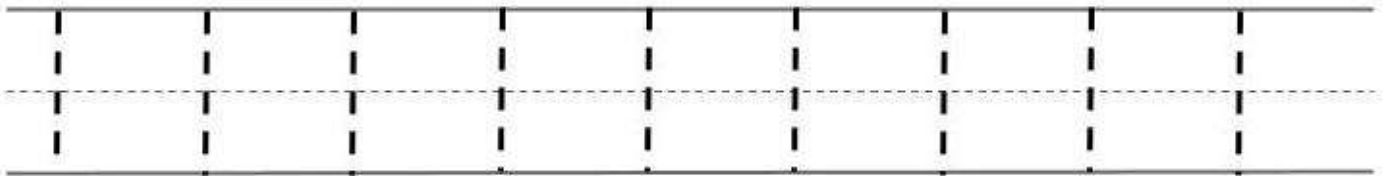
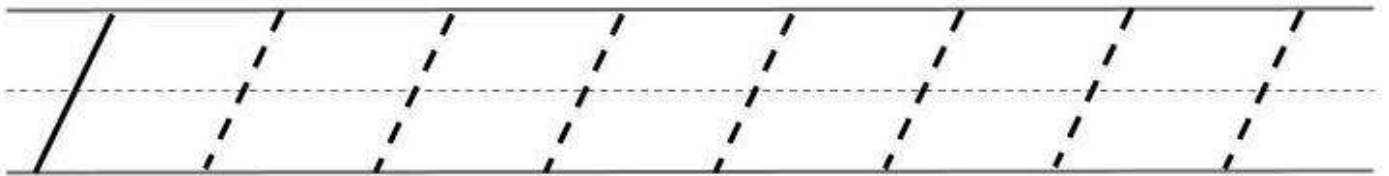
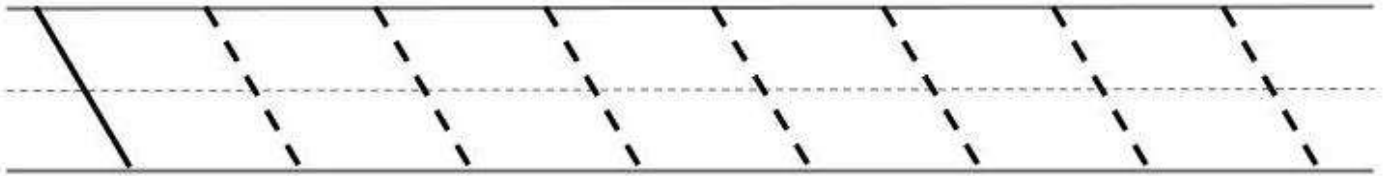
**Class Teacher – Ms. Bhawna - 85708 38304**

| Sr. No. | Subjects | Name of Subject Teacher | Phone No.   |
|---------|----------|-------------------------|-------------|
| 1       | ENGLISH  | Ms. Bhawna              | 85708 38304 |
| 2       | HINDI    | Ms. Bhawna              | 85708 38304 |
| 3       | MATHS    | Ms. Bhawna              | 85708 38304 |
| 4       | EVS      | Ms. Bhawna              | 85708 38304 |

| Sr. No. | Subjects | Homework   |
|---------|----------|--|
| 1       | English  | Learn Alphabet - A to L from Book<br>Worksheet-1 Standing lines<br>Worksheet-2 Sleeping lines<br>Worksheet-3 Slanting lines (left to right)<br>Worksheet-4 Rhymes-Early to Bed, ABC Song |
| 2       | HINDI    | स्वर अ से ऊ पढ़ना और लिखना है ।<br>कविता- मेरी बिल्ली और तितली याद करो।  |
| 3       | MATHS    | 1 to 20 Numbers learn.<br>Standing and sleeping do in book.  |
| 4       | EVS      | Learn Fruits, Vegetables names.  |

# English Worksheet No-1

## Pre-writing Practice




Draw your own here.



# English Worksheet no-2

## Pre-Writing Practice



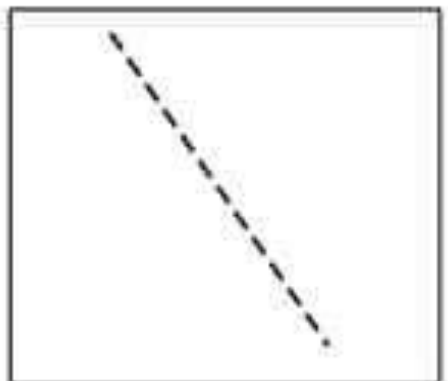
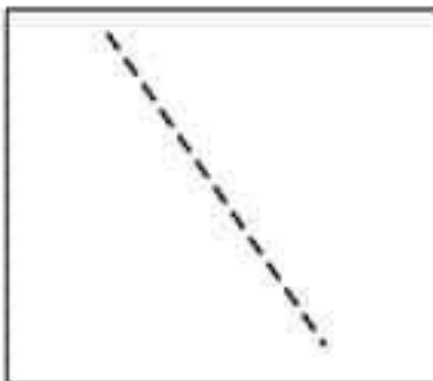
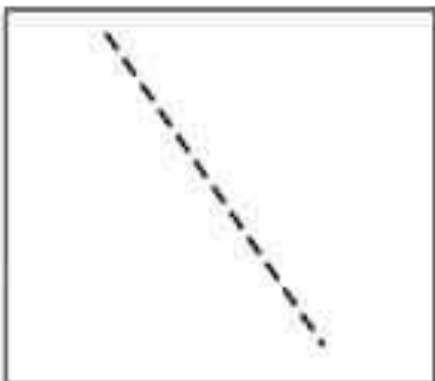
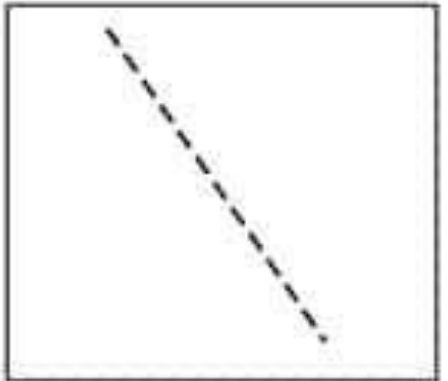
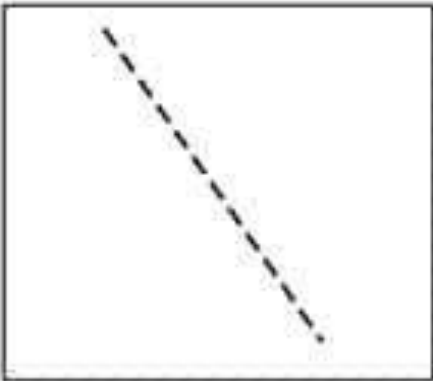
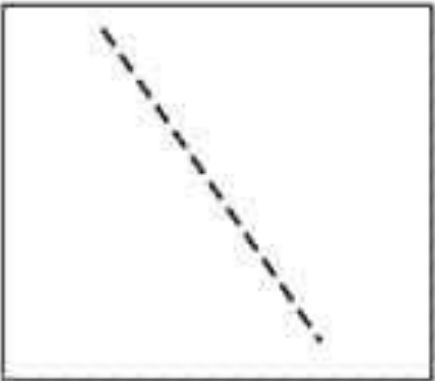
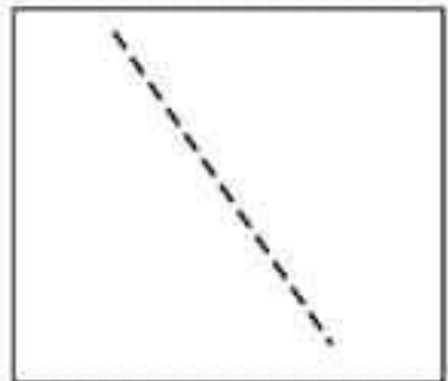
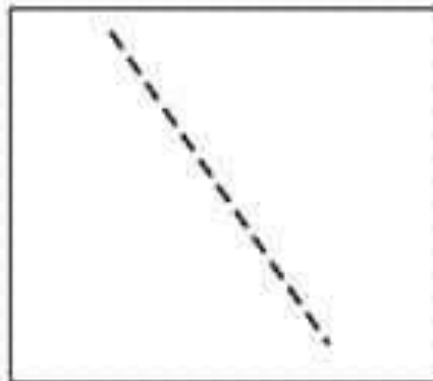
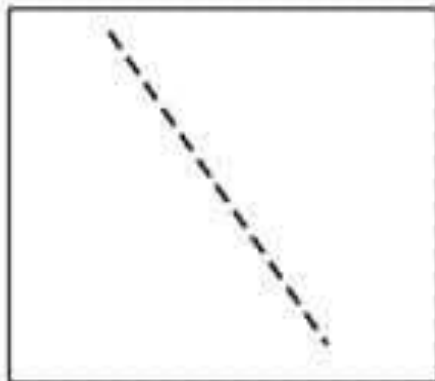
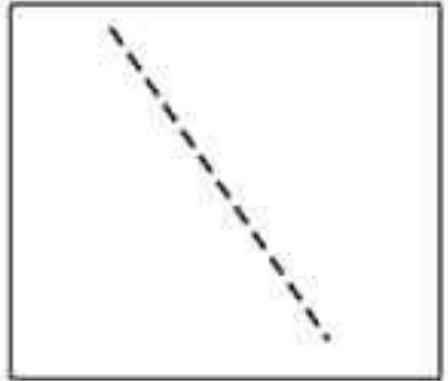
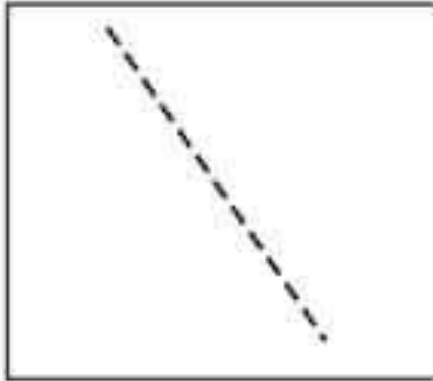
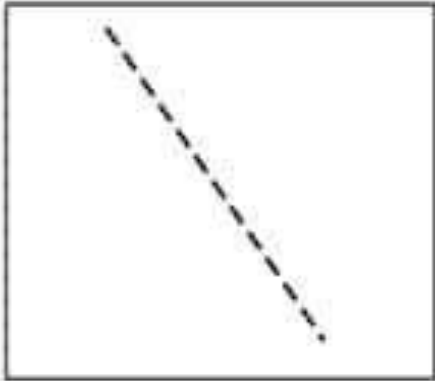
# English Worksheet no-3

Pre-Writing Tracing



☐ I did my best.

☐ I had a good attitude.






# Hindi Worksheet No-1

## Pre-writing Skills - Trace the Lines

My name is .....

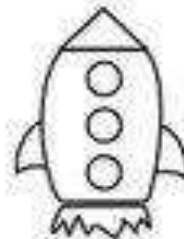





# Hindi Worksheet No-2



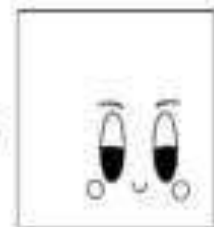
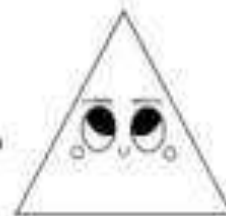
## Hindi Worksheet No-3

# Straight Line Tracing



# Maths Worksheet No-1

Trace the lines and color the shapes.



# Maths Worksheet No-2

Trace the lines.

1



2




3



4



5



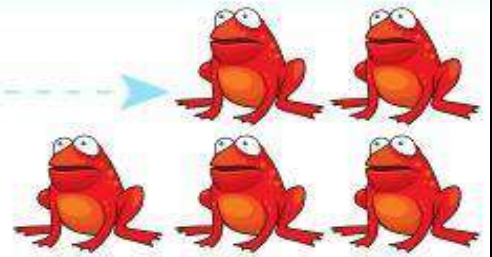
# Maths Worksheet No-3

## Frog Countdown


Draw a line from the number to the correct group of frogs.




5



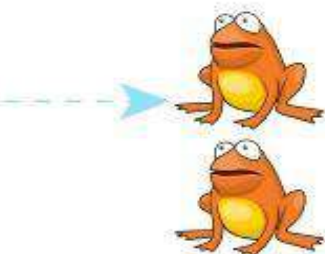
4




3



2



1

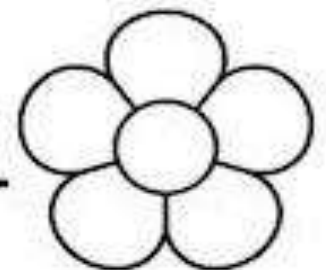
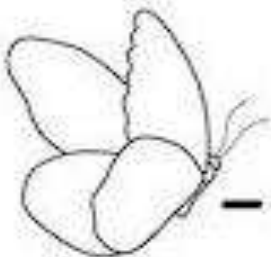
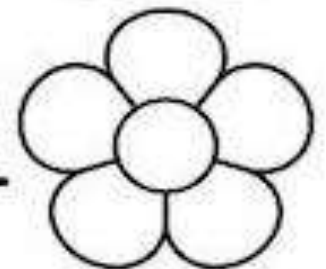
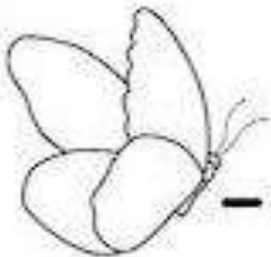
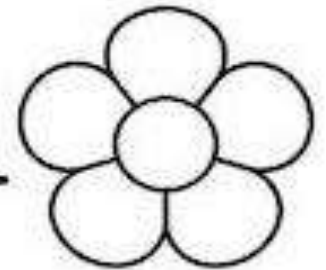
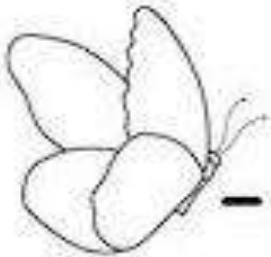
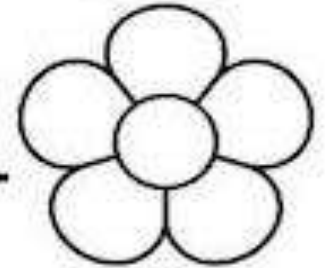
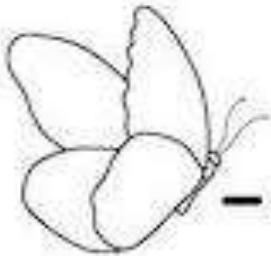
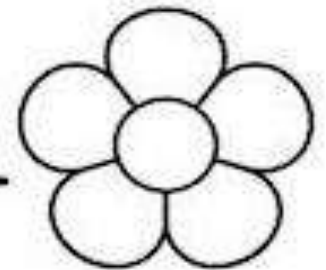
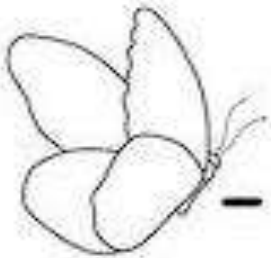


# EVS Worksheet No-1

Name: \_\_\_\_\_

## Flower Time

Trace the lines from left to right to get the butterfly to a flower.

















# EVS Worksheet No-2

START

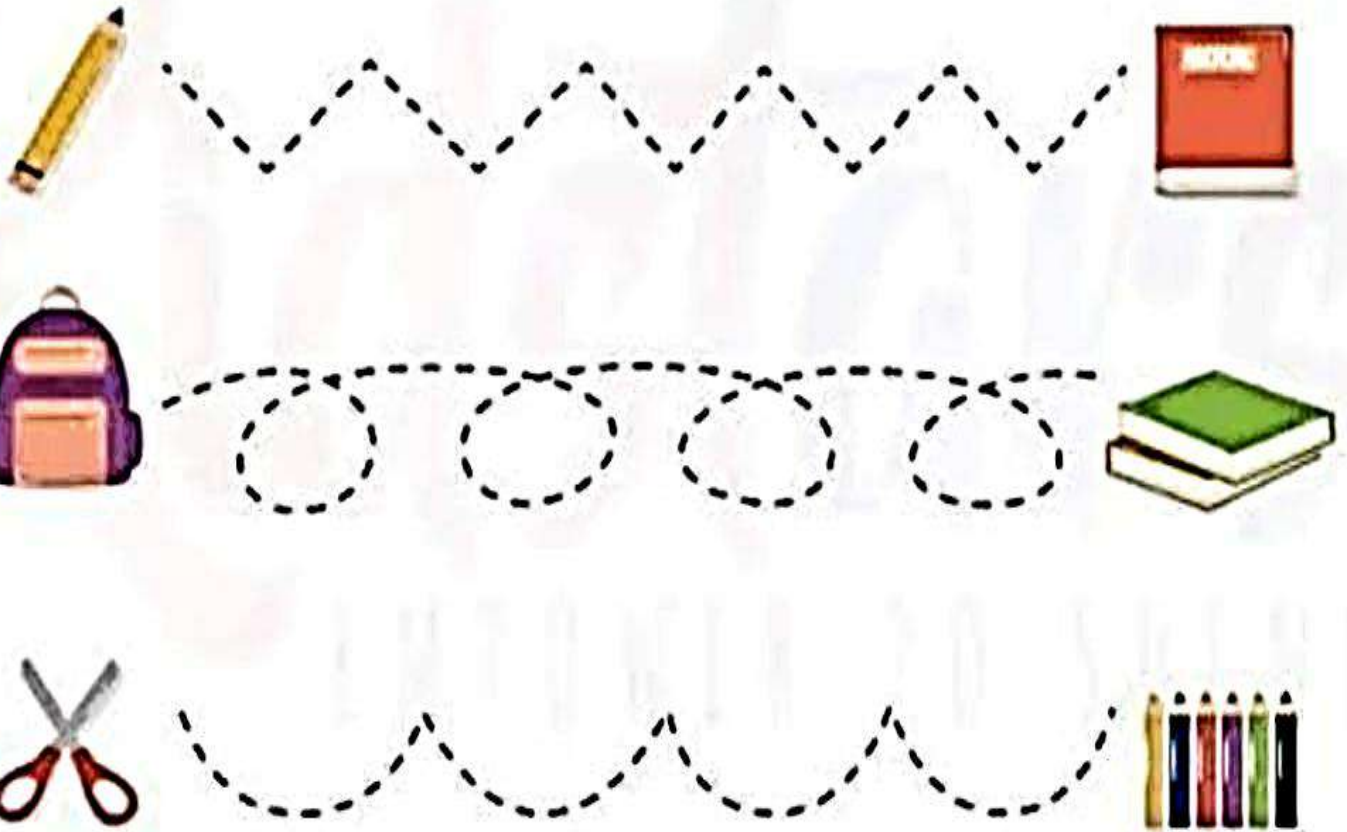


STOP




# EVS Worksheet No-3

Trace the dotted lines.









Trace the dotted lines.



## EVS Worksheet No-4

- Match the similar.



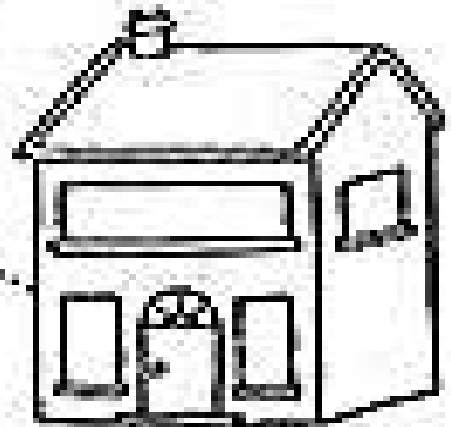
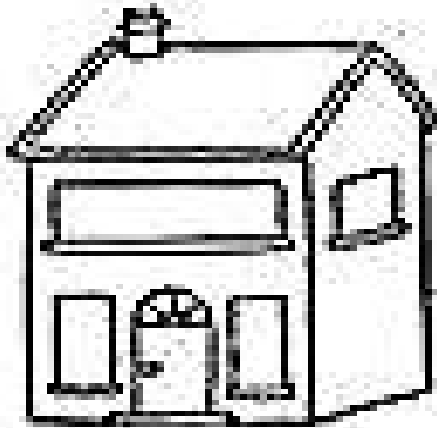


# EVS Worksheet No-5



## Match the pictures

Draw lines connecting the pictures that are the same.



ENJOY

# SUMMER VACATION

**“Summer is messy, Summer is fun, Trips to the beach, In the hot, hot Sun, Let’s give summer, A big fat cheer! Summer is the best time of the year”. Happy Summer**

