



G.D. GOENKA
INTERNATIONAL SCHOOL, ROHTAK



JUNE 2025

SUMMER VACATION HOLIDAY HOMEWORK

2025-2026

CLASS: Nursery

ACTIVITIES



SESSION: 2025-2026

DEAR PARENTS

Vacation is the time for the children to explore their myriad interest and indulge in various activities which would lead to their all-round development.

Summer Vacation is the most awaited time for both parents and kids. We have tried to keep the homework simple, informative, interesting and fun filled.

Here are a few tips for parents to act as a facilitator to help your child balance his/her eagerness in pursuing adventure, creativity and self-expression with development of responsibility.

- Make sure that you are spending quality time with your wards.
- Teach them the importance of moral value in their life.
- Motivate them to read good books.
- Encourage and help your child in shouldering responsibilities in household chores. It will aid them to be independent.
- Keeping in view the prevailing situation, indulge yourself in various indoor games with them.
- Encourage the child to wish 'Good Morning' and 'Good Night' to everybody.
- Encourage the child to speak simple sentences in English
- Talk respectfully with the child and encourage your child to do the same.
- Motivate the child to use polite words such as 'Please', 'Thank You', 'Sorry', 'May I'.
- Revise the work done in the classes.

Please note: Use resources (rough notebook) only which are available at home to complete all homework including project work. Prepare a systematic time table and follow it religiously from the very first day. Allow them to complete homework on their own under your guidance. Make these holidays memorable for the young learners by providing a nurtured and stimulated environment at home which is full of fun, excitement, and learning. Wish you all safe and healthy holiday ahead!



HOLIDAY

Homework

NOTE: IF YOU HAVE ANY QUERY RELATED TO ANY SUBJECT, YOU CAN CONTACT WITH CLASS TEACHER.

Class Teacher – Ms. Bhawna - 8570838304

Sr. No.	Subjects	Name of Subject Teacher	Phone No.
1	ENGLISH	Ms. Bhawna	8570838304
2	HINDI	Ms. Bhawna	8570838304
3	MATHS	Ms. Bhawna	8570838304
4	EVS	Ms. Bhawna	8570838304

Sr. No	Subjects	Homework
1	ENGLISH	Capital & small letters A to H write in fair notebook. Rhymes – Teapot, Ding Dong Bell.
2	HINDI	स्वर अ से ऊ पढ़ना और लिखना है । कविता- मेरी बिल्ली और तितली याद करो।
4	MATHS	Recap Numbers 1 to 20 write in fair notebook, Big & Small, Biggest & Smallest, Tall & Short, Tallest & Shortest learn in book.
5	EVS	Fruits, Vegetables, Domestic Animals and Wild Animals. Revise all work from book.

Dear Parent,

Children are born with natural curiosity and inquisitiveness about the world around them. It is important for us to help them keep this spark alive and to make learning fun.

Summer Vacation is just round the corner, let every moment of this vacation be a time to unite, connect and enjoy beautiful moments with your child.

Here are some activities given to help your child become independent and confident:-

Independent Me

- Buttoning and Unbuttoning
- Put on your Socks and Shoes
- Keeping belongings back in their place
- Filling the water bottles
- Keeping room clean and well-organized
- Tear a Chapati and eat your Meal on your own

Alone we can do so little; together we can do so much. (Social Skills)

- Wish your elders with a smile
- Go outdoors and play with your friends
- Use magical words: Sorry, Please, Excuse Me, Thank You

One, who maintains cleanliness, keeps away diseases. (Personal Hygiene)

- Brushing teeth twice a day.
- Combing hair regularly
- Bathing everyday
- Washing hands before and after meals.

Reading is Fun

Children are made readers on the laps of their parents.

- Make reading a regular practice with pictures and large text.
- Make bed-time stories a part of your child's daily routine.

SUBJECT: ENGLISH
WORKSHEET NO. 1



Tracing Practice II

Directions: Trace the lines in each row.



1	2	3	4	5	6	7	8	9	10
1	2	3	4	5					
1	2	3	4	5	6	7			
1	2	3	4	5	6	7			



ENGLISH

The teachers are trying to encourage the children to use simple words , phrases and sentences in school and at home like.




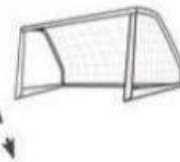
ALL ABOUT ME

- What is your name?
- How old are you?
- In which class do you read?
 - What is the name of your school?
 - What is the name of your teacher?
 - What is your father and mother name?
- May I come in ma'am?
- May I Drink water?
- May I go to the toilet?
- I m feeling hungry.
- Please give me a glass of water.
- Please trim my nails.
- Please tell me a story.
- I m feeling sleepy.

WORKSHEET NO. 2



Let's score a point! Help the balls reach their goals by tracing the curved lines from left to right.



WORKSHEET NO. 4

Color the picture



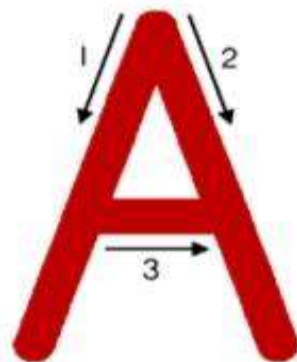
Apple



Ant



Alligator



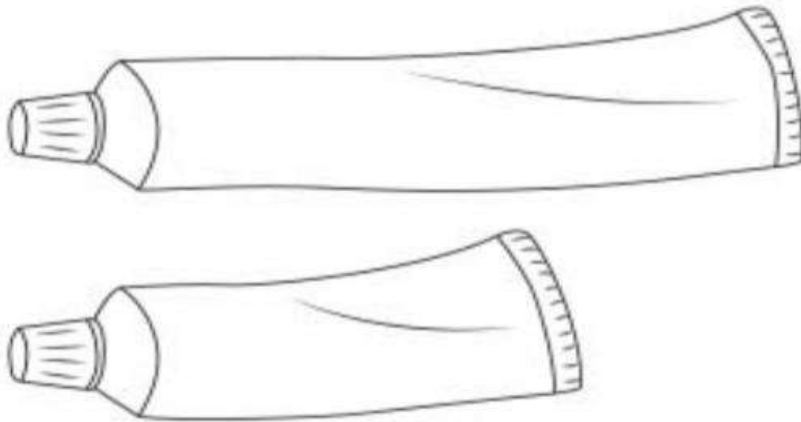
Trace the letter



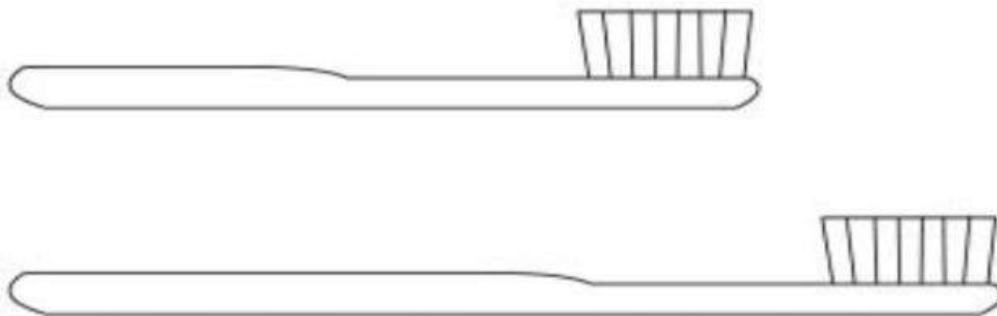
MATHS

WORKSHEET NO. 2

Color the short toothpaste.



Color the long toothbrush.



ACTIVITIES:


Activity.1-

ENGLISH-Paste any two pictures related letter A on A4 sheet.

Activity:2

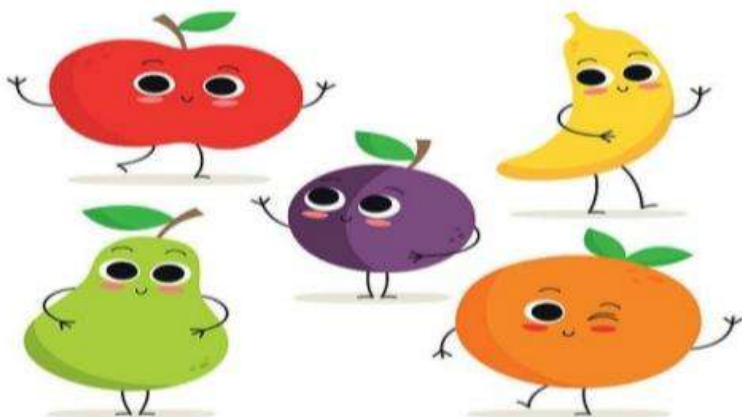
MATHS-Use your Creativity and make an object which is Square in shape and decorate it.

Such as:



Activity:3

EVS-Use your creativity and help your child to make any 1 Fruit of his/her choice on A4 size sheet & make him learn any 2 lines on it along with introduction.



LET'S GO.....



Plan a trip or one-day trip.



Paste the photograph of your family on a Colourful A4 size sheet.



Paste the photographs of the places you visited.



Paste the photographs of the different things you saw there. *Help your child to make it beautiful.



Let your child watch any of the movie in the vacation.



1. 'CHARLIE AND THE CHOCOLATE FACTORY'.





HOLIDAY



Homework



2. NEMO



3. THE BABY'S DAY OUT



4. THE JUNGLE BOOK



NOTE - For worksheets take print out and make a beautiful folder as per your innovation.

BIG AND SMALL

- Match the big picture with the same small pictures.




BIGGEST

- Circle the biggest object in each row.





SMALLEST

- Circle the smallest object in each row .



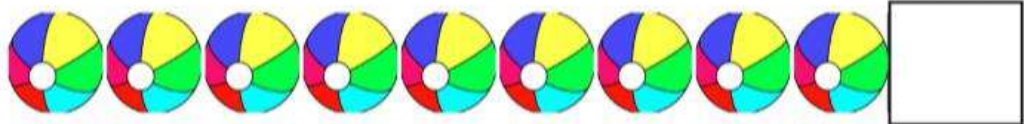

MISSING NUMBERS

Write the missing numbers.



NUMBER GAME

Count and Write.



Write numbers from 1 to 10.

1

2

3

4

5

6



7

8

9

10

Colour the pictures :






HOLIDAY

Homework


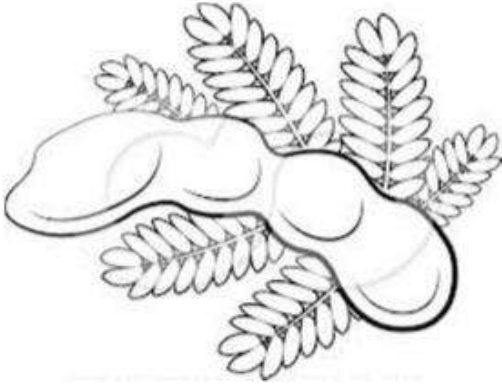

HINDI

Stick Bindis to make fruits of the trees.




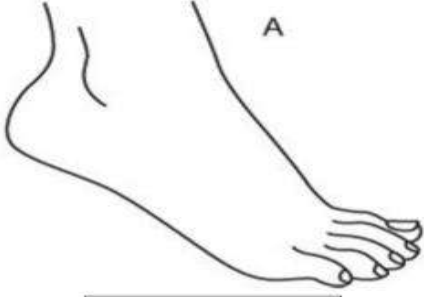


स्वर ज्ञान

चित्र देखकर सही स्वर लिखो तथा रंग भरो।



चित्र देखकर सही स्वर लिखो तथा रंग भरो।



ENJOY

SUMMER VACATION

**“Summer is messy, Summer is fun, Trips
to the beach, In the hot, hot Sun, Let’s
give summer, A big fat cheer! Summer is
the best time of the year”. Happy
Summer**

