



G.D. GOENKA
INTERNATIONAL SCHOOL, ROHTAK



JUNE 2024

SUMMER VACATION HOLIDAY HOMEWORK

2024-2025

CLASS:- III

ACTIVITIES



SESSION 2024

DEAR PARENTS


Vacation is the time for the children to explore their myriad interest and indulge in various activities which would lead to their all-round development.

Summer Vacation is the most awaited time for both parents and kids. We have tried to keep the homework simple, informative, interesting and fun filled.

Here are a few tips for parents to act as a facilitator to help your child balance his/her eagerness in pursuing adventure, creativity and self-expression with development of responsibility.

- Make sure that you are spending quality time with your wards.
- Teach them the importance of moral value in their life.
- Motivate them to read good books.
- Encourage and help your child in shouldering responsibilities in household chores. It will aid them to be independent.
- Keeping in view the prevailing situation, indulge yourself in various indoor games with them.
- Encourage the child to wish 'Good Morning' and 'Good Night' to everybody.
- Encourage the child to speak simple sentences in English
- Talk respectfully with the child and encourage your child to do the same.
- Motivate the child to use polite words such as 'Please', 'Thank You', 'Sorry', 'May I'.
- Revise the work done in the classes.

Please note: Use resources (rough notebook) only which are available at home to complete all homework including project work. Prepare a systematic time table and follow it religiously from the very first day. Allow them to complete homework on their own under your guidance. Make these holidays memorable for the young learners by providing a nurtured and stimulated environment at home which is full of fun, excitement, and learning. Wish you all safe and healthy holiday ahead!





HOLIDAY



Homework

NOTE : IF YOU HAVE ANY QUERY RELATED TO ANY SUBJECT, YOU CAN CONTACT WITH CLASS TEACHER.

Class Teacher – Ms. Heena Sehgal - 9728312481

Sr. No.	Subjects *	Homework
1	ENGLISH	Reader Read Ch-2 (A Light for the Palace Fire) from book and learn word-meanings and question-answers from notebook. Grammar Complete Ch-2 (Nouns) in your book.
2	HINDI	पाठ्यपुस्तक पाठ-3 (कोयल हो गई काली) अपनी किताब से पढ़ें व उसके शब्दार्थ किताब से याद करें। व्याकरण 1. पाठ-5 (लिंग बदलो अपनी किताब से याद करें - लड़का से हाथी) 2. पाठ-6 (वचन बदलो अपनी किताब से याद करें - केला से पुस्तक)
3	MATHS	Do book exercise of Ch-2 (Addition) in book. Learn tables 2 to 10
4	EVS	Read Ch-3 (Games for Fun) from book and learn question-answers from notebook.
5	I.T	Learn different parts of computer. Learn any 6 shortcut keys of MS-Word.

Note – Do given worksheets in neat and clean handwriting.



HOLIDAY



Homework

ENGLISH

YOUR SUMMER

CLASS-III SUBJECT: ENGLISH

Q1) Read the passage and answer the questions that follow.

Ten minutes later I undid my seat straps, pushed gently on the sides of my seat, bent my knees and floated slowly backwards out of my seat. I sat on the ceiling of my cabin and smiled down at Mary.

Mary also undid her straps and pushed the seat. But she pushed too hard and shot up to the ceiling. Helen and I had to catch her.

I really love floating in space. We know people on the earth were watching us and we tried to put on a really good show. We probably looked like three people swimming under water.

Then we strapped ourselves into our seats and had our first meal. That's a difficult thing, too. If you don't spear the food properly with a fork, it floats away all over the place. Most of Mary's food floated away. We had to chase it round the cabin. The TV audience loved that.

1. Why were the women floating and not walking?

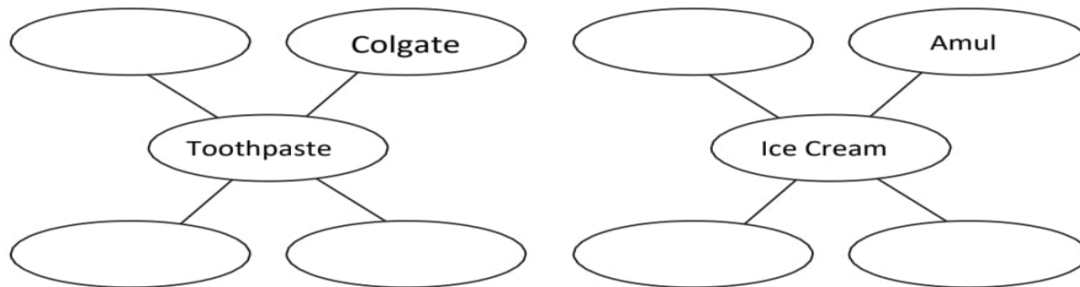
2. Where did the writer sit?

3. Why did the three astronauts put up a really good show?

4. What did they pierce their food with?

5. What did the TV audience love? Why do you think they enjoyed it?

Q2) Write proper nouns (special names) for the following common nouns.



Q3) Rewrite the following sentences changing the gender of the underlined nouns.

1. The bridegroom was a young man.

2. My sister knows your husband.

3. My uncle is a good host.

4. This girl is my niece.

5. The headmaster advised the boys to work hard.

Q4) Circle the odd one out.

- | | | | | | |
|----|---------|---------|--------|---------|---------|
| 1. | sty | den | nurse | nest | hive |
| 2. | steel | wood | iron | brass | book |
| 3. | teacher | library | doctor | patient | lawyer |
| 4. | Yamuna | coffee | Thames | Nile | Narmada |
| 5. | calf | puppy | dog | kitten | cub |

Q5) Write the common nouns for these groups of proper nouns.

1. New York, Delhi, NAGPUR

2. India, China, Pakistan

3. BPL, Videocon, Sony

4. Mahabhartar , Bible , Bhagwat Geeta

5. Rajiv Gandhi, NarendraModi

Q6) Write a short paragraph in about 40-50 words on " A Visit to Zoo ".Use these Value points to write the paragraph.

- How did you get the chance for this trip?
- What preparations did you do for this trip?
- What all did you see in the zoo?
- What did you enjoy the most there?
- What all activities did you do there?
- Why are animals important for us?

Ans-



HOLIDAY



Homework

HINDI

YOUR

हिंदी

नाम.....

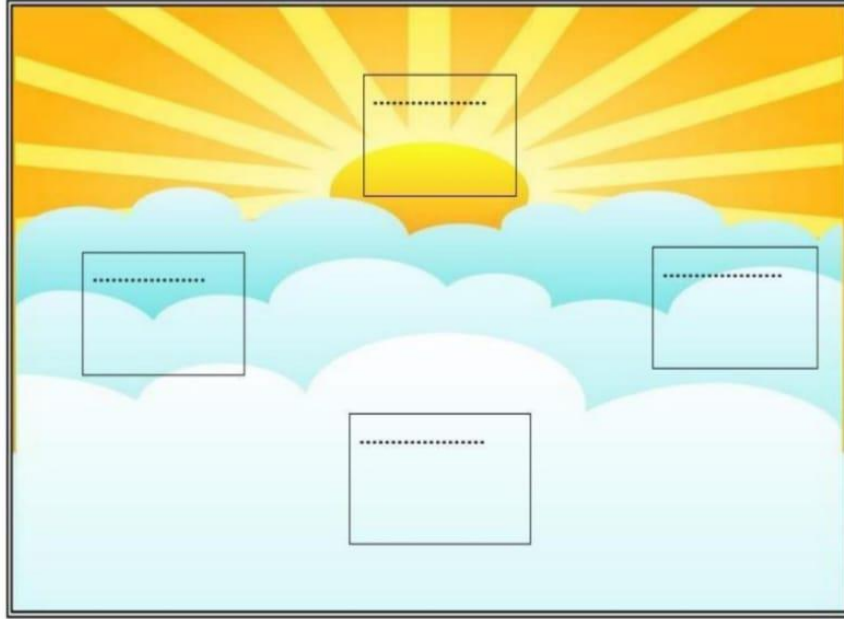
कक्षा - 3

सोचिए समझिए और करिए -

प्रश्न 1- 'र' कई तरह से लिखते हैं। शब्द पढ़ो और सही जगह में लिखो-



प्रश्न 2- दिशाओं के नाम लिखो -



(क) सूर्य से निकलता है और में डूबता है।

(ख) हिमालय भारत के में है।

(ग) कन्याकुमारी भारत के में है।

प्रश्न 3- हिन्दी के समाचार-पत्र और पत्रिकाएँ पढ़ो। किन्हीं दो के नाम लिखो।

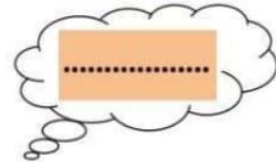
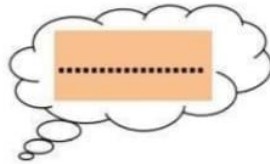
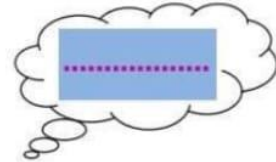
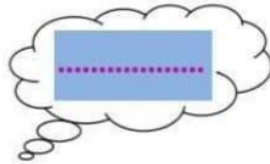



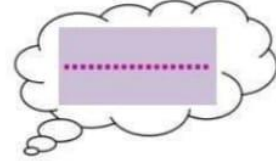
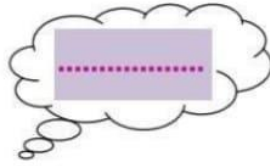
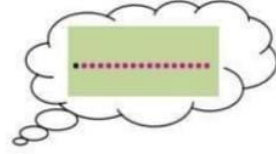
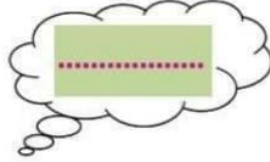
समाचार-पत्र

पत्रिकाएँ

.....

.....

प्रश्न 4- चित्र पहचानकर उनके दो-दो पर्यायवाची लिखिए -



प्रश्न 5— चित्र देख कर कहानी पूरी करो —



एक दिन एक   के किनारे टहल रहा

था । उसने एक  को  में तैरते

देखा। उसने सोचा कि मैं भी तैरूँगा। उसे  के नीचे एक



..... दिखाई दी।




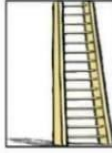














को उठा लाया। उसने  को उलटा करके  में

डाला और उछल कर उसमें बैठ गया।  और 

..... दोनों साथ-साथ तैरने लगे।

प्रश्न 6 – चित्र देख कर निम्न वर्ग पहेली में उनके नाम ढूँढो और
खानों में भी रंग भरो–

								
	सि	पा	ही	ज	प	पी	ता	
	क	ग	रा	नी	ब	ला	उ	
	सी	ढी	ज	ढ	ध	ड	जी	
	टी	ठ	म	ग	र	म	भ	
	छ	द	क	भ	ती	र	म	
	ल	क	ड़ी	ज	प	न	घ	
	क्ष	ली	फ	रे	ल	गा	ड़ी	



Maths

CLASS-III

SUBJECT: MATHEMATICS

WORKSHEET- 1

1. Circle the largest number-

- a) 526 517 562 518
b) 679 697 687 678
c) 3298 3169 3578 3346
d) 8123 8569 8268 8939

2. Write the place value and face value of each digit in the following numbers -

- a) 5467
b) 2583
c) 3729
d) 5094

3. Put the correct sign $>$, $<$ or $=$.

- a. 3,678 5,869
b. 1,359 1,245
c. 6,891 9,895
d. 2,013 3,102

4. Write each of the following in the expanded form.

- a) 7651 = _____
b) 8093 = _____
c) 8666 = _____

5. What comes before and after to the given numbers?

S.NO	BEFORE	NUMBERS	AFTER
a		789	
b		5299	
c		599	

6. Write the name of each of the following numbers -

- a) 525

b) 320

c) 927

7. Complete the series:

a)

2001	2002			2005
2006		2008		
2011			2014	

b)

8601		8603		8605
	8607		8609	
8611			8614	
	8617			8620

8. Write the short form of the following----

a) $900 + 30 + 2 = \underline{\hspace{2cm}}$

b) $700 + 2 = \underline{\hspace{2cm}}$

c) $100 + 20 + 3 = \underline{\hspace{2cm}}$

9. Circle the smallest number.

a) 412, 455, 318, 680

b) 213, 549, 414, 893

c) 766, 805, 795, 545

10. Write the numeral for each of the following ----

a) Seven thousand eight hundred and ninety-two _____

b) Five thousand six hundred and twenty-one _____

c) Nine thousand nine hundred and ninety-nine _____

d) Six thousand and six hundred _____

TOPIC: NUMBERS

WORKSHEET: 2

1. Circle the odd numbers and underline the even numbers.

- | | | | |
|----------|-------|-------|-------|
| a) 4,261 | 4,172 | 4,677 | 4,184 |
| b) 279 | 397 | 487 | 578 |
| c) 6,298 | 6,169 | 7,578 | 8,346 |
| d) 9,123 | 9,569 | 9,268 | 9,939 |

2. Write the predecessors of the following ----

- a) 2,140
- b) 4,362
- c) 4,159
- d) 7,789

3. Put the correct sign >, < or =

- a) 3,678 5,869
- b) 1,359 1,245
- c) 6,891 9,895
- d) 2,013 3,102

4. Arrange each of the following in ascending order.

- a) 1,112, 336, 9,001, 8,213 _____
- b) 5,539, 5,583, 5,577, 5,561 _____
- c) 6,666, 6,869, 6,787, 6,582 _____

5. Write the Roman numerals for each of the following----

SNO	NUMBERS	ROMAN NUMERALS
a	27	
b	35	
c	19	

6. Write the predecessor and successor of the following

a) 48

b) 273

c) 787

7. Form the greatest and smallest 4-digit numbers with given digits.

4

6

5

2

8. Arrange each of the following in descending order.

a) 3,638, 5,120, 845, 4,133 _____

b) 2,002, 2,023, 2,046, 2,071 _____

c) 745, 3,445, 434, 4,523 _____

d) 7,118, 6,232, 5,261, 6,318 _____

9. Form four different numbers with given digits

a)

5

2

6

0

b)

8

9

0

4

c)

5

1

7

3



HOLIDAY



Homework

EVS

YOUR

CHALLENGE

CLASS-III

SUBJECT: EVS

WORKSHEET-1

1. Write any four ill effects of eating junk food.

1. _____
2. _____
3. _____
4. _____

State whether the following statements are true or false-

- a. Garbage attracts disease causing germs. _____
- b. A clean house is not very important for our health. _____
- c. Pesticides are harmful chemicals. _____
- d. Big cities have multi-storeyed buildings and houses. _____
- e. Microwave cooking is an oldest method of cooking. _____

Choose the correct option-

- a. _____ are mostly found in villages.
. Kutcha
. Pucca
- b. We must spray our house with _____.
. Pesticides
. Water spray
- c. We must keep our house neat and _____.
. dirty
. clean
- d. To stay healthy ,We must drink plenty of _____.
. water
. cola

WORKSHEET-2

1. Which kind of garbage can be disposed off in the following containers-

a. Biodegradable waste (Green) _____

b. Non-biodegradable waste (blue) _____

c. Hazardous waste (Red) _____

2. Make a list of healthy five items that you consume without any skip.

3. Classify among the pictures-Energy giving food, Body-building food, Protective food items-





HOLIDAY



Homework

Activities

- 1. Make two bookmarks on wildlife animals. Decorate the bookmarks with beautiful designs.**
- 2. Make any one object using waste materials like pen stand, wall hangings, showpiece etc.**
- 3. Make a chart on Roman numerals (1 to 20) using matchsticks.**

HOLIDAYS

ENJOY

SUMMER VACATION

“Summer is messy, Summer is fun, Trips to the beach, In the hot, hot Sun, Let’s give summer, A big fat cheer! Summer is the best time of the year”. Happy Summer

