



**G.D. GOENKA**

INTERNATIONAL SCHOOL, ROHTAK



**JUNE 2025**

# SUMMER VACATION HOLIDAY HOMEWORK

2025-2026

CLASS:- I

# ACTIVITIES



**SESSION 2025-2026**

# DEAR PARENTS

Vacation is the time for the children to explore their myriad interest and indulge in various activities which would lead to their all-round development.

Summer Vacation is the most awaited time for both parents and kids. We have tried to keep the homework simple, informative, interesting and fun filled.

Here are a few tips for parents to act as a facilitator to help your child balance his/her eagerness in pursuing adventure, creativity and self-expression with development of responsibility.

- Make sure that you are spending quality time with your wards.
- Teach them the importance of moral value in their life.
- Motivate them to read good books.
- Encourage and help your child in shouldering responsibilities in household chores. It will aid them to be independent.
- Keeping in view the prevailing situation, indulge yourself in various indoor games with them.
- Encourage the child to wish 'Good Morning' and 'Good Night' to everybody.
- Encourage the child to speak simple sentences in English
- Talk respectfully with the child and encourage your child to do the same.
- Motivate the child to use polite words such as 'Please', 'Thank You', 'Sorry', 'May I'.
- Revise the work done in the classes.

Please note: Use resources (rough notebook) only which are available at home to complete all homework including project work. Prepare a systematic time table and follow it religiously from the very first day. Allow them to complete homework on their own under your guidance. Make these holidays memorable for the young learners by providing a nurtured and stimulated environment at home which is full of fun, excitement, and learning. Wish you all safe and healthy holiday ahead!



# HOLIDAY Homework

Sr. No.	Subjects	Homework
<b>Class Teacher : Ms. Garima</b>		<b>Phone. No. 8396964896</b>
1	ENGLISH	<b>1. Reading Work: -</b> <b>Reader: -</b> Read and Learn Ch-2 (What I Like) from book and Notebook. <b>Grammar: -</b> Revise Ch-2 (Nouns) from book <b>2. Writing Work: -</b> Do 20 Pages of writing in separate notebook.
2	HINDI	<b>पाठमाला:-</b> 1. पाठ - 2 (काला बादल), पाठ - 3(हिरण व सियार), पाठ - 4(आई-आई), पाठ - 5 (एक थी - एक था) पुस्तक में से पढ़ें। पाठ - 4(आई-आई), पाठ - 5 (एक थी - एक था) पुस्तिका में से याद करे। <b>लिखित कार्य :</b> 1. मात्रा आ, इ, ई, उ के 20 शब्द लिखें। मात्रा आ-काजल, गाजर ----- मात्रा इ- गिलास, किताब ----- मात्रा ई- पानी, मछली ----- मात्रा उ - कुसुम, गुलाब ----- 2. 20 पृष्ठ सुलेख लिखें। <b>व्याकरण:-</b> पाठ- 1(हमारी भाषा), पाठ- 2 ( हिंदी की वर्णमाला: स्वर वर्ण), पाठ- 3(हिंदी की वर्णमाला: व्यंजन वर्ण) पुस्तक में से याद करे।
3	MATHS	<b>Writing Work:</b> 1. Write Numbers Name 0 to 20. 2. Write tables of 2 & 3. 3. Do 5 Ascending Order. 4. Do 5 Descending Order. 5. Do 20 sums of addition. <b>Learning Work:</b> 1. Learn tables of 2 & 3. 2. Learn Numbers Name 0 to 20. 3. Revise Ch-2 (Numbers from 0 to 9) 4. Revise Ch-3 (Numbers from 10 to 20) 5. Revise Ch-5 (Addition)
4	EVS	<b>Reading Work: -</b> Read and learn Ch-3 (Looking after my body) and Ch-4 (Clothes We Wear) from book and notebook.
5	Computer	<b>Reading Work: -</b> Read and Learn Ch-2 (Uses of A Computer) from book and notebook.
6	Art and Craft	1. Complete page no 4 to 12 in art book. 2. Make 5 fruits drawing and colour it.

**Note: Do given worksheets and Separate Notebook submit after summer vacations.**



# HOLIDAY

## Homework

### ENGLISH

Look at the pictures and write the rhyming words. One is done for you.


1.



cut




hut




nut

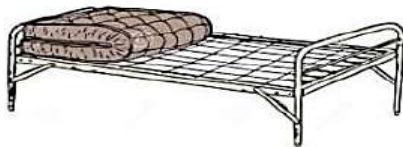
2.



rat



3.



cot




4.



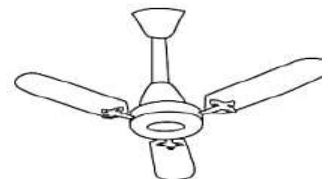

pen





5.



pan



6.




illustrations of.com #1133554

wag

\_\_\_\_\_

\_\_\_\_\_

7.


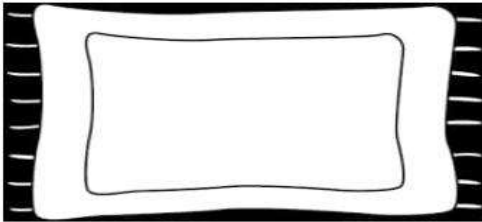


run

\_\_\_\_\_

\_\_\_\_\_

8.





rug

\_\_\_\_\_

\_\_\_\_\_

9.




vat

\_\_\_\_\_

\_\_\_\_\_

10.



three

\_\_\_\_\_

\_\_\_\_\_



# HOLIDAY

## Homework

### HINDI

आ (I) की मात्रा वाले शब्द को सही चित्र से मिलायें



कार




आठ



आम



हाथ



अनार

8

बादल



गाजर



जहाज



टमाटर



जानवर

दिए गए चित्रों को पहचानकर खाली स्थान भरे।

1. मोहन \_\_\_\_\_ खा रहा है।



2. सीमा \_\_\_\_\_ चलाती है।



3. मेरे पास \_\_\_\_\_ है।



4. शालिनी \_\_\_\_\_ मत तोड़ो।



5. रमेश \_\_\_\_\_ खा रहा है।



6. यह मेरा \_\_\_\_\_ है।



7. रमा \_\_\_\_\_ पढ़ रही है।







8. सीता \_\_\_\_\_ खा रही है।



## ‘ी’ की मात्रा का अभ्यास

प्रश्न 1. चित्र देखकर शब्द लिखिए और रंग भरिए ।

मछली    बकरी    दीपक    जीभ    हाथी    तीर





# HOLIDAY

## Homework

### MATHS

Name:


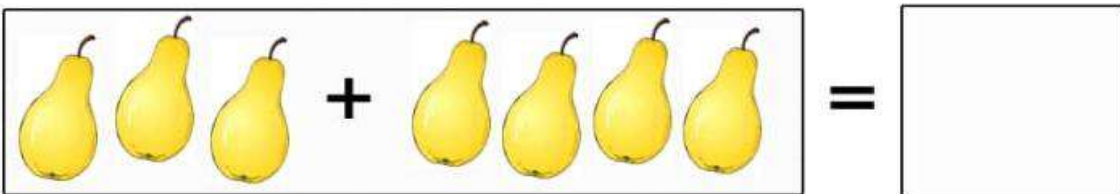


Date:



**Write The Missing Numbers!**

1		3		5
	7		9	
11		13		15
	17		19	

## Picture Addition



## SIMPLE ADDITION

$$\begin{array}{r} 2 \\ + 2 \\ \hline \\ \hline \end{array}$$

$$\begin{array}{r} 2 \\ + 6 \\ \hline \\ \hline \end{array}$$

$$\begin{array}{r} 3 \\ + 4 \\ \hline \\ \hline \end{array}$$

$$\begin{array}{r} 1 \\ + 3 \\ \hline \\ \hline \end{array}$$

$$\begin{array}{r} 6 \\ + 3 \\ \hline \\ \hline \end{array}$$

$$\begin{array}{r} 4 \\ + 2 \\ \hline \\ \hline \end{array}$$

$$\begin{array}{r} 1 \\ + 5 \\ \hline \\ \hline \end{array}$$

$$\begin{array}{r} 7 \\ + 1 \\ \hline \\ \hline \end{array}$$

$$3 + 3 = \boxed{\phantom{00}}$$

$$9 + 1 = \boxed{\phantom{00}}$$

$$4 + 1 = \boxed{\phantom{00}}$$

$$3 + 1 = \boxed{\phantom{00}}$$

$$5 + 3 = \boxed{\phantom{00}}$$

$$1 + 6 = \boxed{\phantom{00}}$$

$$1 + 0 = \boxed{\phantom{00}}$$

$$11 + 0 = \boxed{\phantom{00}}$$

## Before and After Numbers (1-20)

Write the numbers that come before and after.

	12	
--	----	--

	19	
--	----	--

	5	
--	---	--

	14	
--	----	--

	17	
--	----	--

	2	
--	---	--

	10	
--	----	--

	7	
--	---	--

	8	
--	---	--

	15	
--	----	--

Put the sign  $<$ ,  $>$ ,  $=$

$$\boxed{9} > \boxed{4}$$

$$\boxed{10} \square \boxed{7}$$

$$\boxed{10} \square \boxed{8}$$

$$\boxed{3} \square \boxed{3}$$

$$\boxed{9} \square \boxed{9}$$

$$\boxed{6} \square \boxed{5}$$

$$\boxed{6} \square \boxed{4}$$

$$\boxed{12} \square \boxed{12}$$

$$\boxed{7} \square \boxed{9}$$

$$\boxed{17} \square \boxed{19}$$

$$\boxed{6} \square \boxed{6}$$

$$\boxed{12} \square \boxed{9}$$

$$\boxed{8} \square \boxed{5}$$

$$\boxed{20} \square \boxed{16}$$

$$\boxed{3} \square \boxed{6}$$

$$\boxed{15} \square \boxed{15}$$

$$\boxed{7} \square \boxed{7}$$

$$\boxed{19} \square \boxed{14}$$

Join the dots. Complete and colour the picture.





# HOLIDAY



## Homework

### EVS/SCIENCE

Match the following sense organs with their function.



See



Smell



Touch feel



Taste



Listen

Use **X** mark for junk food and **✓** mark for healthy food.

☐☐☐☐☐☐☐☐☐



## **ACTIVITY WORK :**

- **Make a chart of Numbers name (1 to 20 )**
- **Draw / Paste sense organs on white A3 size sheet**
- **Make a chart of Noun**
- **Make a chart of Uses of Computer**

ENJOY

# SUMMER VACATION

**“Summer is messy, Summer is fun, Trips  
to the beach, In the hot, hot Sun, Let’s  
give summer, A big fat cheer! Summer is  
the best time of the year”. Happy  
Summer**

