

Pre Nursery Holidays Homework

- 5 worksheet on standing line
- 5 worksheet on sleeping line
- 5 worksheet on slanting line
- Worksheet on curved line

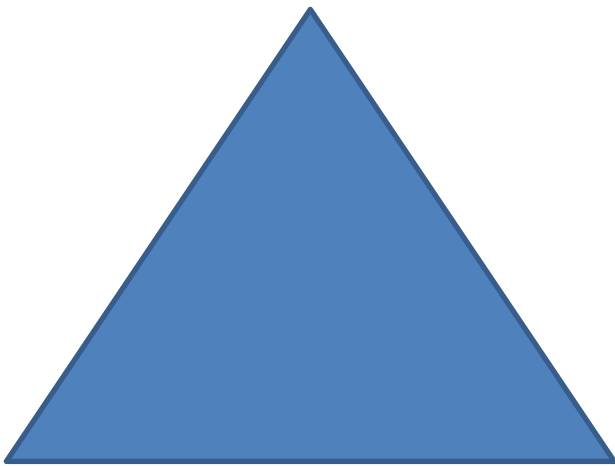
Activity :-

Make a border on both sides of A3 pastel sheet by using vegetable printing lady finger, potato, lotus stem, onion etc.


Colouring Activities:-

- Colour the given worksheets
Red – Strawberry
Yellow- Colour the given objects
Green- Frog

Recognise the given shapes and colour them



Triangle



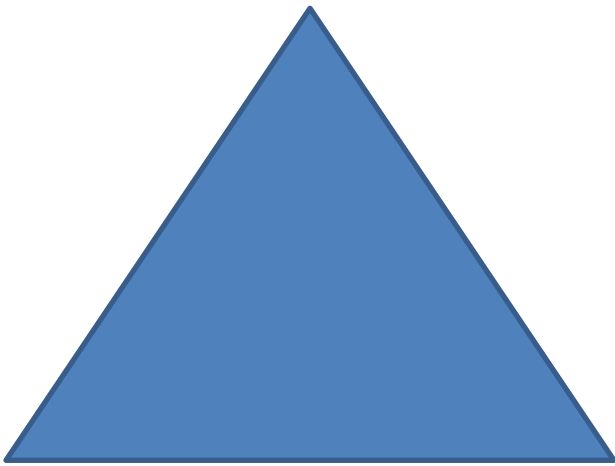
Square

Note : Dear Parents, Please put the homework in a proper folder.

Nursery Holidays Homework

Maths :- Do work in given worksheets number 1 to 10.

Recognise the given shapes and colour them



Triangle



Square

- Do practice of what comes between, before and after in notebook. (1to10)
- **Colouring Activity :-**
- Colour the given worksheets.
- Red – Strawberry
- Yellow- Colour the given objects
- Green- Frog

Activity :-

Make a border on both sides of A3 pastel sheet by using vegetable printing lady finger, potato, lotus stem, onion etc.

E.V.S- Make a project on Big – Small.

English- Do work A to F in given notebook.

Hindi- Do work in given worksheets.

Note : Dear Parents, Please put the homework in a proper folder.